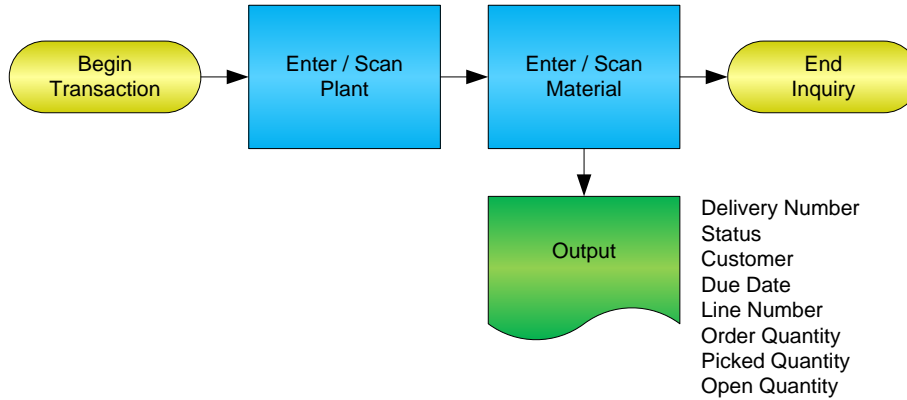


Sales Order Inquiry by Material



RFgen Software
1101 Investment Boulevard, Suite 250
El Dorado Hills, CA 95762
888-426-3472

License Agreement

All information contained in this document is the intellectual property of RFgen Software, a division of the DataMAX Software Group, Inc. This document may not be published, nor used without the prior written consent of RFgen Software. Use of the RFgen Software Open Source code is at all times subject to the DataMAX Software Group Open Source Licensing Agreement, which must be accepted at the time the source code is installed on your computer system. For your convenience, a text copy of the DataMAX Software Group Open Source Licensing Agreement is also loaded (and may be printed from) your RFgen-based system.

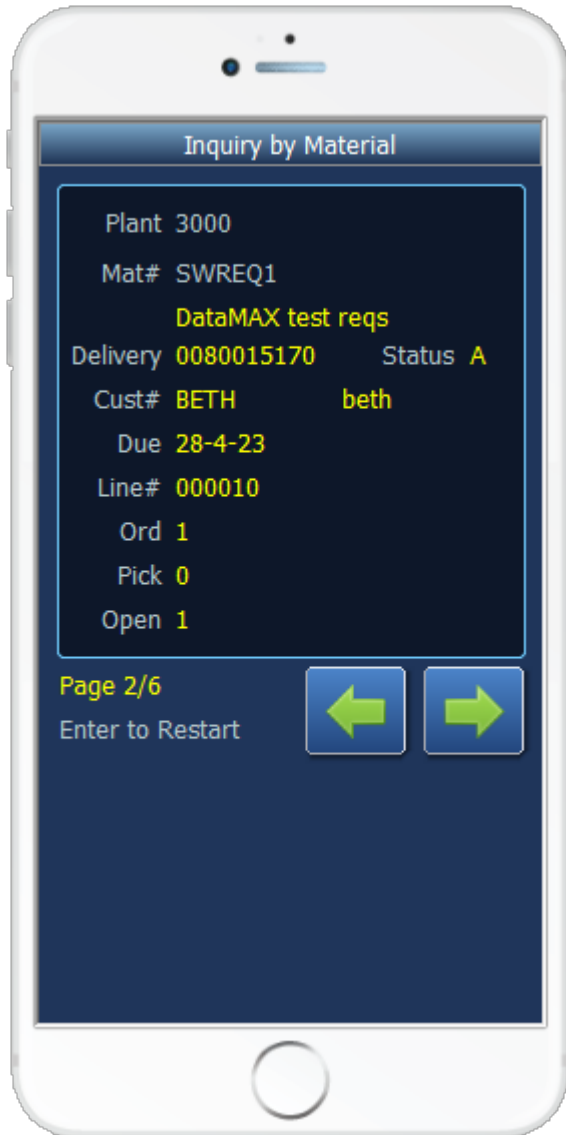
Requirements

- RFgen Version 5.0 or later

Table of Contents

SALES ORDER INQUIRY BY MATERIAL	1
FSOQO0200 – SO INQUIRY BY MATERIAL.....	3
✓ VALIDATIONS	4
⇨ FUNCTION KEYS	4
SAP PROGRAMS – REFERENCE	5
SAP OUTBOUND DELIVERIES: VL06O	5
RFGEN INPUT REQUIREMENTS	7
EXECUTION PROCEDURES	7
OVERALL TEST CASE RESULTS	8

FSOQ00200 – SO Inquiry by Material



This mobile application displays Sales Order data based on plant and material.

The following conditions apply to the RFgen implementation of the SO Inquiry by Material within the SAP environment.

Note: any of these parameters may be easily adjusted to meet the unique requirements of your company.

✓ Validations

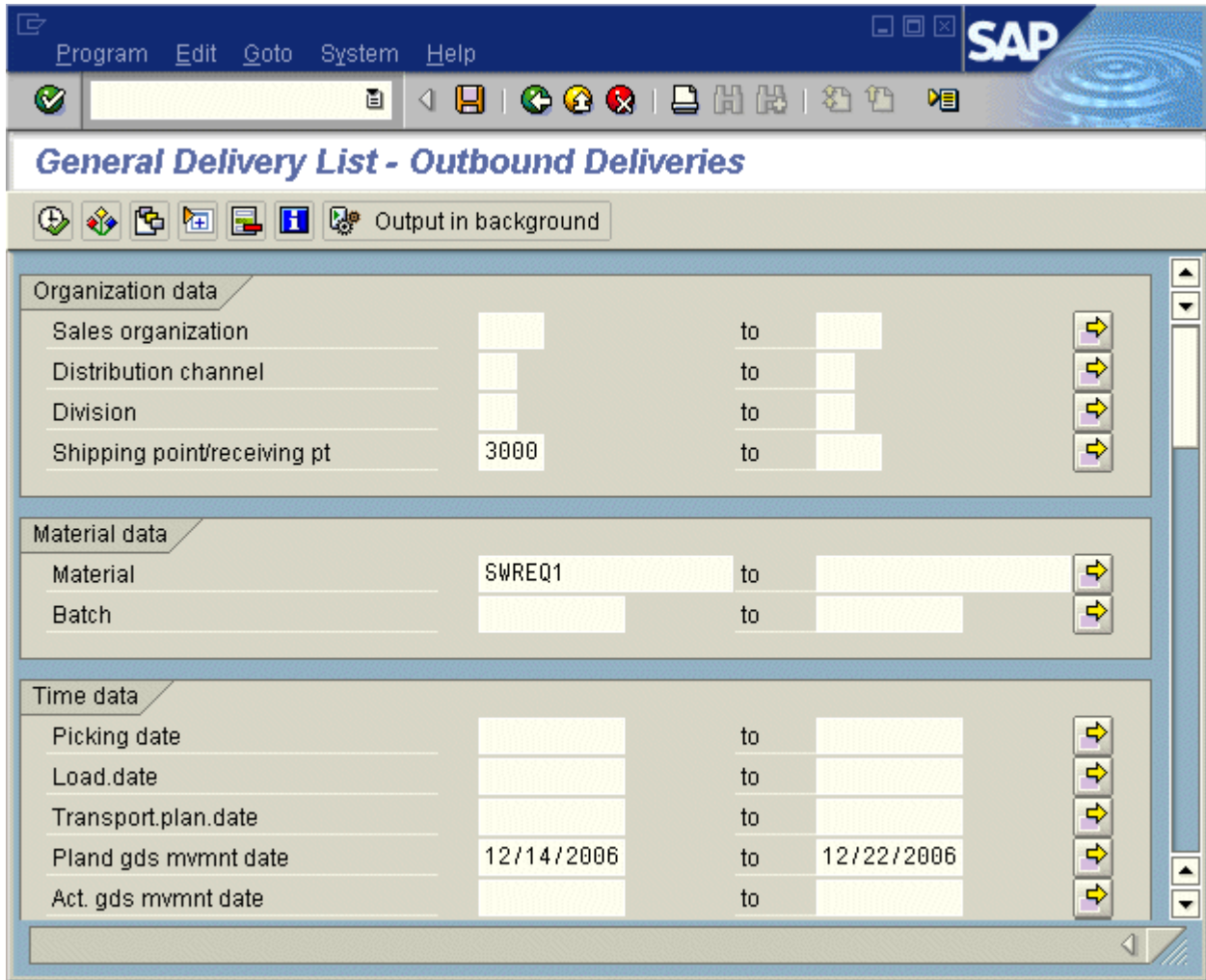
Prompt	Method of Validation
Plant	T001W table
Material	BAPI_MATERIAL_GETLIST

↔ Function Keys

Key	Function
F3	Exit
F5	Search Data for Current Field

SAP Programs – Reference

SAP Outbound Deliveries: VL06O



The screenshot shows the SAP 'List of Outbound Deliveries' window. The title bar includes 'List Edit Goto Settings Subsequent functions Environment System Help' and the SAP logo. Below the title bar is a toolbar with various icons. The main content area displays a table with the following data:

Delivery	Ship-to	Name of the ship-to party	Pick date	TrpPlanDt	GI date	Deliv. date
80008479	BETH	Beth customer name	12/17/2006	12/17/2006	12/17/2006	12/17/2006

Test Script Description: SO Inquiry by Material

RFgen Input Requirements

Before you begin testing, ensure, for the combination of plant(s) and material(s) you will be testing, that the following is setup in SAP.

- a. Plant
- b. Material Number
- c. Delivery Documents

Execution Procedures

ID	Test Case	Expected Result	Pass	Fail
1	Type in a valid Plant _____ Press the ENTER key	RFGEN will validate and accept the plant entered		
2	Type in a valid material _____ Press the ENTER key	RFGEN will validate and accept the material entered, and display the delivery document, status, customer, due date, line number ordered quantity, picked quantity, and open quantity		
3	Type in an invalid Plant _____ Press the ENTER key	RFGEN will validate and display an error message – the field will continue to error out until corrected		
4	Type in an invalid material _____ Press the ENTER key	RFGEN will validate and display an error message – the field will continue to error out until corrected		
5	Press the “F5” key with the cursor in the Plant field	RFGEN will display a list of plants		
6	Press the “F5” key with the cursor in the Plant field to select and return a Plant	RFGEN will display a list of plants and when selected, the Plant will be returned		
7	Press the “F5” key with the cursor in the Material field	RFGEN will display a list of materials		
8	Press the “F5” key with the cursor in the Material field to select and return an	RFGEN will display a list of materials and when selected, the material will		

	material	be returned		
9	If the ">" arrow key is pressed or the right arrow button	RFGEN will scroll to the next delivery document for the item		
10	If the "<" arrow key is pressed or the left arrow button	RFGEN will scroll to the previous delivery document for the item		
11	At the "Enter to Restart" prompt Press the ENTER key	RFGEN will clear sales order information on the display and position the cursor in the Material field		
12	After reviewing the SO Inquiry by Item display	Confirm the SO Inquiry by Item results		

Overall Test Case Results

Pass/Fail	
Tester/Date	
RE-Tester/Date	

Actual Results	
-----------------------	--

Comments	
-----------------	--